






## A True Haven of Peace

 5
  7
  4

A true haven of peace, where charm and authenticity reign! Step into a garden paradise beyond imagination, where the blend of colours, natural light, and seamless flow make this property truly unique. Designed by renowned architect Julian Architectural Design, it is comfortably situated on one of the few plots that provide panoramic views of the surrounding suburbs. Without a doubt, this home offers all the advantages of a mansion, with various outdoor terraces that seamlessly connect with the interior living spaces, all of which can be enjoyed in complete privacy. Features include a fully integrated solar inverter system, a private study, gym, high-quality surround sound throughout, a fully equipped home theatre, central air-conditioning and a borehole. Nestled in the heart of the prestigious, award-winning Waterfall Equestrian Estate, this luxurious paradise boasts a total living area of 1292 square meters. Upon entering, you'll find an open floor plan featuring strategically placed...

## Features

### Interior

Bedrooms 5  
 Kitchens 2  
 Studies 2

Bathrooms 7  
 Recep. Rooms 4

### Exterior

Garages 4  
 Security Yes  
 Views True  
 Domestic Accom. 2  
 Pool Yes

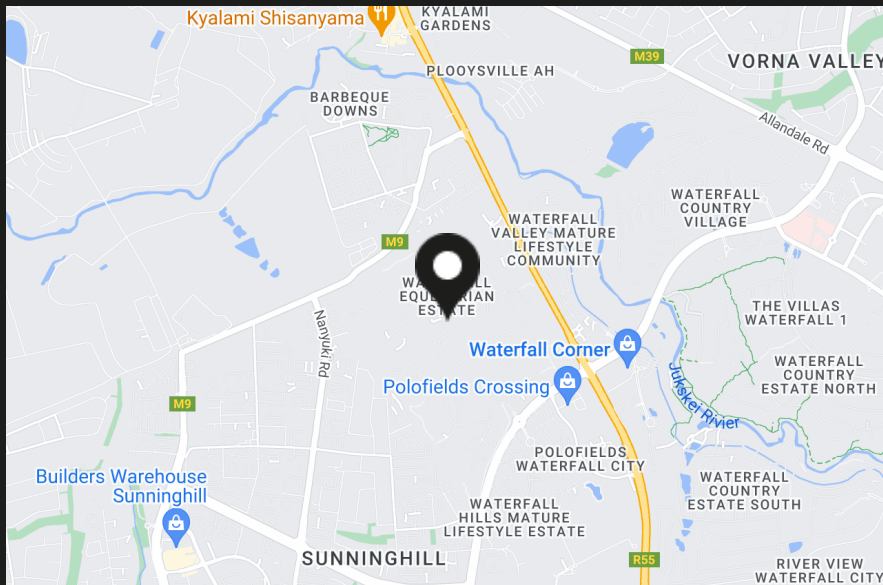
### Sizes

Internal 1292m<sup>2</sup>  
 External 10000m<sup>2</sup>



## Waterfall Equestrian Estate at a glance

WATERFALL ESTATES Waterfall City is an award-winning 2200 hectare development , set on the banks of the Jukskei River, conveniently situated between Woodmead, Kyalami and Midrand. The development is unique in that it comprises of residential, business, educational, medical and retail facilities, many of which may be accessed within the estate. Waterfall Estate has six different residential estate options allowing for varying needs and multi-generational living within a small geographic footprint, whilst providing excellent levels of security and a multitude of lifestyle amenities. Waterfall Equestrian Estate was the first of the residential estates to be developed and features 8500m2 stands containing many architecturally diverse homes being developed according to...




**Sakhile Shandu**  
 Candidate Property  
 Practitioner  
 0635531897  
 sakhile@hamiltons.co.za